



# OFFICE OF THE FIRE CHIEF

South San Joaquin Fire Authority  
835 Central Avenue | Tracy, CA 95376  
MAIN 209.831.6700 | FAX 209.831.6703  
WWW.SJCFIRE.ORG

## MEMORANDUM

Date: August 7 2023  
To: Board of Directors  
From: Chief Bradley  
Subject: Monthly Fire Chief Update – July 2023

**4<sup>th</sup> of July Public Service Announcements and Emergency Response** – South San Joaquin County Fire Authority filmed and released two Public Service Announcements towards the end of June in preparation for Independence Day. The videos focused on important firework safety tips and informing the public of the high risk of fire caused by fireworks due to the extensive vegetation growth our area has seen this year. Although there was heavy activity and use of illegal fireworks throughout the City, SSJCFA had a fairly low call volume the night of July 4<sup>th</sup> compared to previous years and responded to several small-scale vegetation and structure fires, and only minor injury calls.

**Downtown Parade** – SSJCFA participated in the annual Fourth of July Parade in downtown Tracy. We look forward to this event each year and enjoy interacting with the community to celebrate our nation’s Independence Day.



### Water Watchers

South San Joaquin County Fire Authority continues our efforts in educating the public and being a resource for water safety through our Water Watchers Program. A second Public Service



Announcement video was published on July 21<sup>st</sup> that included a quick recap on the major pool safety tips. A common misconception is that if an individual falls into a pool or body of water, that there will be splashing, cries for help and commotion that can be heard – this is not the case and the emphasis of the video is that Children Drown Without A Sound.

### **EMS Manager Recruitment**

On March 8<sup>th</sup> the Board approved the over hire of the EMS Manager position and approved a 10% pay increase for the position in an attempt to attract highly qualified candidates. This position is currently being filled by Captain Meineke due to an extended absence of the EMS Manager. Interviews were held during the first week of July for qualified candidates.

### **Community Risk Assessment**

On March 15<sup>th</sup>, the South San Joaquin County Fire Authority was awarded \$39,000 through the FEMA Fire Prevention and Safety (FPS) Grant Program. The funding for this grant will be utilized to prepare a Community Risk Assessment and update the Standards of Cover report. The contract with AP Triton was approved by the Board of Directors at the June 14<sup>th</sup> Board Meeting. Staff is working closely with AP Triton on the initiation process of the assessment and monitoring the beginning stages of the assessment.

### **Leprino Foods**

South San Joaquin County Fire Authority continues to wait to hear back from the EPA on the final decision regarding the SEP Agreement with Leprino Foods. If approved, funds will be utilized to purchase multiple pieces of simulation training equipment and a HAZMAT sensing drone which will provide training opportunities and effective means to respond to HAZMAT emergencies. These training props have a direct nexus to the incident that occurred at Leprino Foods in March of 2021 and will be valuable assets for our agency and training facility. The SSJCFA will be eligible to receive up to \$180,000 if awarded the SEP Agreement.

### **Training Facility Update**

SSJCFA continues to work with City staff and Schack & Associates on the development of the site plans and construction drawings for the Training Facility. We have also engaged Modern Building Systems to assist with the design and buildout of the modular classroom and were able to conduct some site tours of their previous projects in the area.

### **Board Action Recap**

The Board of Directors for the South San Joaquin County Fire Authority met in a Special Meeting on July 26, 2023. The Board approved the following actions:

- Adopted a resolution approving a Professional Service Agreement with Dan Schack & Company to continue developing the site plans and construction documents for Fire Training Facility.
- Adopted a resolution approving four Professional Service Agreements with Fire Plan Review Inc, Fire & Risk Alliance, Interwest Consulting Group Inc, and CSG Consultants for fire inspection and plan review services.

## Training

During July, the South County Fire Authority Division of Training continued to facilitate all risk emergency training events.

- All three shifts participated in EMS infrequent skills to hone their craft and to meet County EMS accreditation requirements
- All personnel were assigned new SJEMSA policy updates for review
- All personnel attended training on OES reimbursement forms
- All personnel were assigned training on the new Pre-Incident Action Plans through ESRI
- Captain Lautenslager trained four of our probationary firefighters on the tiller truck, completing 30 hours of driving
- Our probationary firefighters completed their 10-month skills evaluation



At the company level our firefighters are training daily to better prepare themselves for mitigating emergencies in our community. The Authority logged over 1,000 hours of training during the month of July.

The Division of Training is dedicated to supporting the mission of the Fire Authority to provide a well-trained and professional fire agency to serve our community.

## Emergency Response Highlights

- **July 3, 2023** – Crews responded to a call for an outdoor fire near Dale O’Dell Drive and found a large field on fire that was threatening multiple structures including several residential properties. The fire was brought under control within 50 minutes and although three outbuildings were damaged at the property of origin, crews prevented it from spreading to any residential structures. An estimated half-acre burned and no injuries were reported.




- **July 8, 2023** – Crews responded to a vehicle accident and subsequent vehicle fire on the 1800 block of MacArthur Drive that included two fatalities, both well-known and respected members of the community.

- **July 15, 2023** – Over a ten day period, crews responded to multiple calls for grass fires in the Sugar Cut area. The largest fire occurred on July 14<sup>th</sup>, with approximately 15 acres burned. The cause of the fires were undetermined and no injuries were reported.



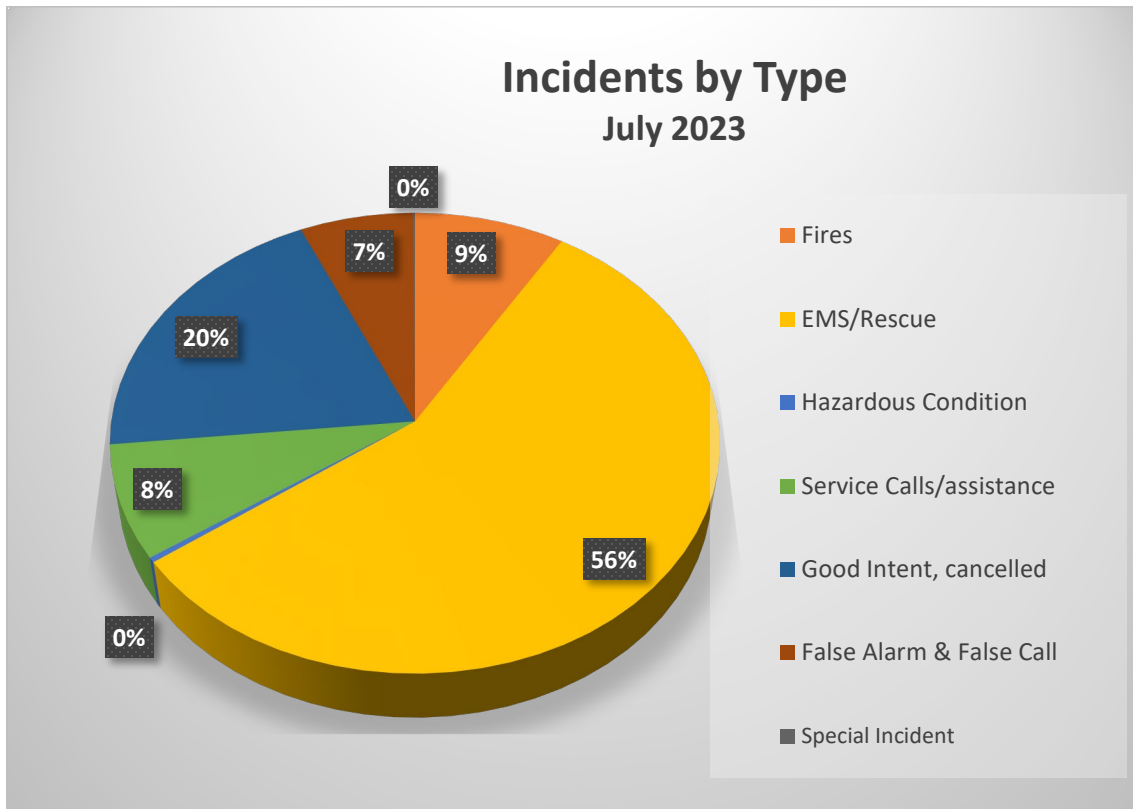
- **July 19, 2023** – A call for service came in for a male trapped under a vehicle on Lourdes Court. Crews performed a complicated extrication to remove the vehicle and unfortunately the victim succumbed to his injuries.

- **July 30, 2023** – Around 4:30 PM crews responded to a call for a commercial fire on Holly and Sugar Road. Upon arrival, crews found a silo inside of a building that was on fire. The silo was filled with ground up potatoes and took five hours to mitigate. No injuries were reported and it is suspected the fire was started by spontaneous combustion.



## July 2023 Response Data

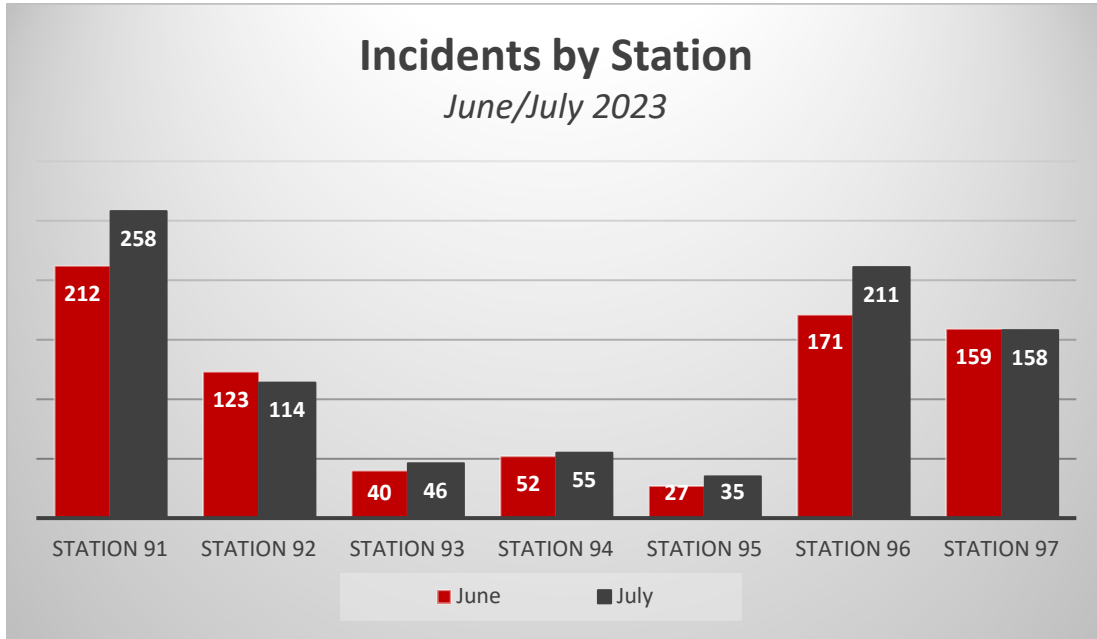
There were **880 reported incidents** in the month of July 2023, reflecting a rough increase of about 100 calls from June. EMS incidents continue to be the predominant incident type (496 incidents comprising 56% of all calls for service). While there were 880 calls for service, it is important to note that some calls require multiple apparatus. There were **1,517 total apparatus responses** in July.



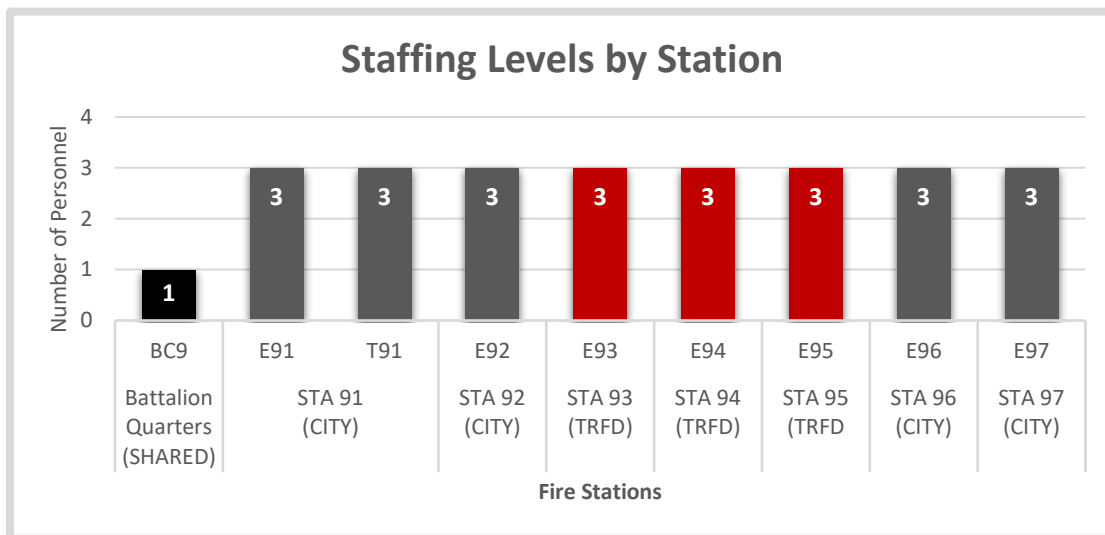
Incident by Type	# of Incidents	% of Total
Fires	77	8.75%
Overpressure Rupture, Explosion, no fire	0	0.00%
EMS/Rescue	496	56.36%
Hazardous Condition	3	0.34%
Service Calls/assistance	70	7.95%
Good Intent, cancelled	175	19.89%
False Alarm & False Call	58	6.62%
Special Incident	1	0.11%
Total	880	100.00%

## July 2023 Response Data (Continued)

Station 91 continues to be the busiest fire station in the month of July. There are two staffed units responding from Station 91; Truck 91 and Engine 91. As the weather continues to warm July's call volume increased. Lastly, we are trending slightly below last year's call volume with **6,004** alarms in 2023 compared to **6,199** alarms in 2022.



The Joint Powers Agreement of the South San Joaquin County Fire Authority states the Chief Executive Officer will provide the Board of Directors a report on the staffing levels at each station. Authority fire engines and the ladder truck are staffed with 3 persons each. There is one Battalion Chief on duty each day to supervise one of three shifts.




# Community Risk Reduction Statistics

## July FY23/24

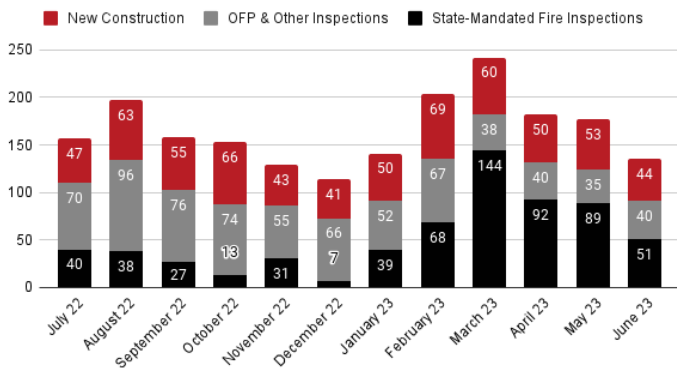
### FIRE INSPECTIONS

#### Fire Inspection Totals:

##### FIRE INSPECTIONS FY23/24



##### FIRE INSPECTIONS FY 22/23



#### YTD STATE-MANDATE INITIAL FIRE INSPECTIONS

	Completed	Total	%
Multi-family Residential and Hotel/Motels	0		100%
Schools (K-12)*	0		100%

### Annual Revenue

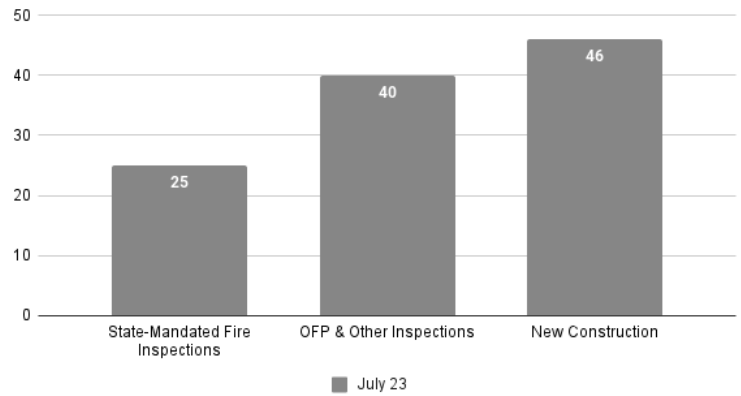
COT CRR Fees

\$40,133.85

TRFPD CRR Fees

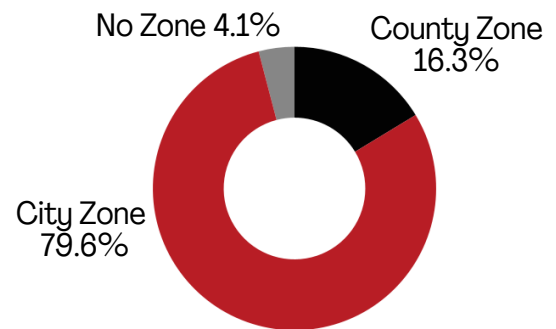
\$2,599.48

#### MONTHLY COMPLETED INSPECTION COMPARISON

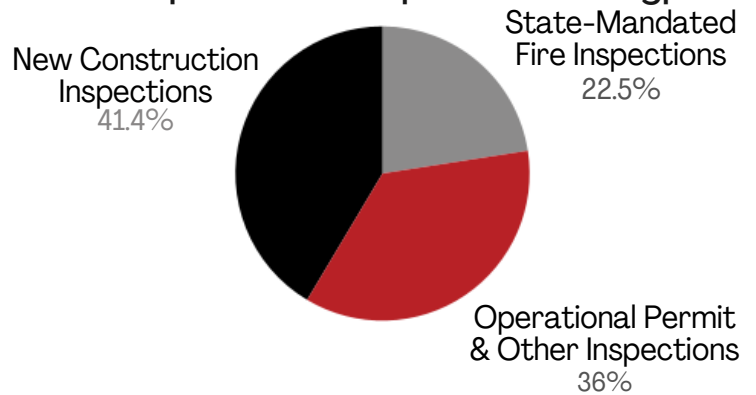


#### YTD FIRE INSPECTION OVERVIEW

##### Completed Fire Inspections Per Zone:



##### Completed Fire Inspections Per Type:

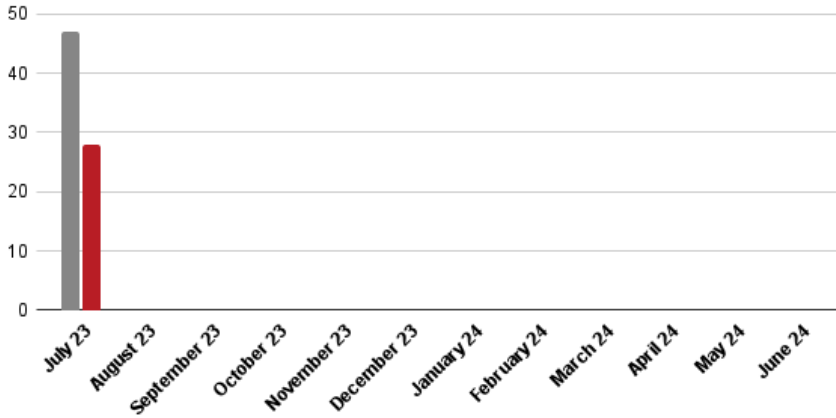


# Community Risk Reduction Statistics

## July FY 23/24

### PLAN REVIEWS FY23/24

■ Initial Plan Reviews ■ Resubmittals



### PLAN REVIEW ACTIVITIES

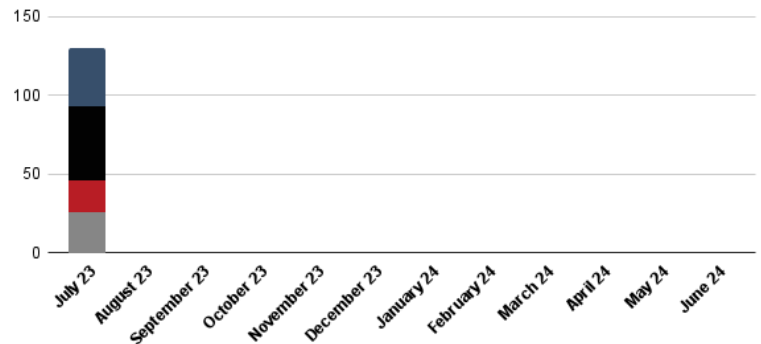
- There were 75 plan check activities in July
- In July 63% of the plan check activities were initial submittals and 37% were resubmittals
- There were no occurrences where a plan check exceeded its due date

### ADMINISTRATIVE ACTIVITIES

- 26 new construction permits were issued in July
- We received and processed 47 new plan submittals
- We received and processed 37 resubmitted construction documents
- 40 operational fire permits were issued in July

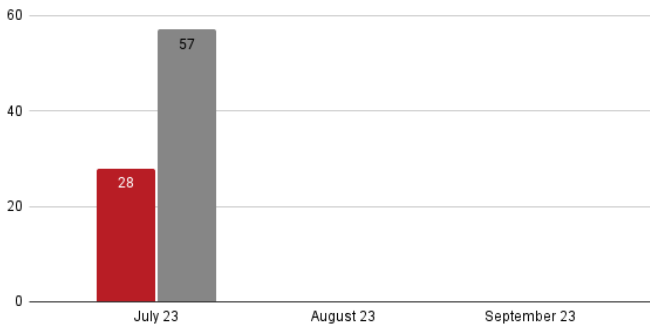
### ADMINISTRATIVE ACTIVITIES FY 23/24

■ Construction Resubmittal Intake ■ Construction Plan Intake ■ Operational Permit Issuance  
■ Construction Permit Issuance



### Weed Abatement Inspections

■ Initial Inspections ■ Re-inspections



### WEED ABATEMENT

- A new web page was added to the Fire Authority's website detailing the process for reporting hazards and inspection process.
- We continue receive reports of overgrown and dry vegetation.
- In July we conducted 28 initial inspections and 57 re-inspections.



# June Social Media Overview

July FY 23/24

**4.4K**

Facebook Page Followers

**54**

New Facebook Followers

**9K**

People reached on Facebook

**2.3K**

People reached on Instagram

**50**

New Instagram Followers

There were a few posts that stood out in terms of engagements, shares, likes, comments, impressions, and people reached. Here is an overview of the content:



A post on July 3rd about an active fire on Dale O'Dell Drive had:

- 1,057 engagements
- 10 shares
- 31 reactions
- 1 comment
- 3,309 impressions and reached 3,036 people.



A post on July 20th about the vegetation fires along Paradise Cut had:

- 1,283 engagements
- 7 shares
- 75 reactions
- 6 comments
- 2,863 impressions and reached 2,427 people.



The Instagram post had 2 comments, 23 shares, 129 likes, and reached 917 people.



The Instagram post had 5 comments, 17 shares, 133 likes, and reached 975 people.



A post on July 6th about an outdoor fire in a field near a construction site had:

- 2,586 engagements
- 6 shares
- 44 reactions
- 0 comments
- 2,586 impressions and reached 2,328 people.



A post on July 29th about the Flynn Fire and a status update for Tracy had:

- 316 engagements
- 17 shares
- 46 reactions
- 9 comments
- 2,537 impressions and reached 2,344 people.



The Instagram post had 2 comments, 7 shares, 87 likes, and reached 681 people.



The Instagram post had 1 comment, 36 shares, 62 likes, and reached 1,177 people.

## FACEBOOK MONTHLY AVERAGES

Engagements	396
Shares	66
Likes	307
People Reached	16,345

## INSTAGRAM MONTHLY AVERAGES

Impressions	7,824
Shares	99
Likes	504
People Reached	5,574